

2021 Joint Powers Board Members

Cannon Falls:

MaryJill Bringgold - council member

Laura Kronenberger - council member

Nathaniel Watson - citizen / Paul Korkowski- citizen

Red Wing:

Andy Klitzke - council member

Dean Hove - council member

Chuck Richardson - citizen

Goodhue County:

Brad Anderson - commissioner

Linda Flanders - commissioner

Dan Bender - citizen



Cannon Valley Trail



2020 Annual Report



Prepared by:
Scott Roepke, Trail Manager
Karen Slininger, Administrative Assistant

Cannon Valley Trail
825 Cannon River Avenue
Cannon Falls, MN 55009

July 2021

Cannon Valley Trail 2020 Year in Review

January

The Phase I Bridge Replacement Project is well underway and scheduled to be completed by mid June.

April

The Cannon Valley Trail (CVT) Joint Powers Board (JPB) approved installation of 2 electric vehicle charging stations at Welch Station Access. The station were donated by Bill Gehn family of Red Wing.

The CVT acquired approx. 8 acres near Camp Pearson through Trust for Public Land. Purchase price was \$18,000.

The CVT implemented a Covid-19 action plan.



May

Phase I Bridge Replacement project is complete.

Grant funding for Phase 2 has been approved. Total project cost estimated at \$670,800 with \$503,100 grant funding and \$167,700 CVT match funds.



Public Safety/Violations Report Summary

The Trail Staff is often the first to encounter a violation of Trail ordinances and enforcement is an important part of the Trail Manager's job. Certain law enforcement related events and situations occur, some frequently. Two different law enforcement agencies help with enforcement on the Trail. Goodhue County provides a recreation officer and the State of Minnesota provides a conservation officer.

In addition, staff members occasionally participate in locating separated families or missing persons, summoning assistance for injured persons and assisting storm stranded visitors.



Violation Description

	<u>2020</u> <u>Violations</u>	<u>2019</u> <u>Violations</u>
<u>motorized related:</u>		
vehicles	6	2
ATVs/motorcycles	9	6
snowmobiles (early)	2	1
<u>snowmobiles (late)</u>	<u>6</u>	<u>4</u>
Total motorized related	23	13
<u>non motorized related:</u>		
pets/animals	35	23
general vandalism (not signs)	15	11
weapons/hunting/trapping	6	3
horses	0	1
sign damage/theft	6	3
litter	8	2
dumping	1	1
alcohol	3	0
theft	8	20
harassment	0	1
failure to pay	32	28
camping	4	10
fires	0	1
fireworks	0	0
<u>graffiti</u>	<u>6</u>	<u>3</u>
Total non motorized related	124	107
TOTAL	147	120

NOTE: *To be recorded here, Trail staff either observed directly or discovered evidence or received first person reports of the above violations.

These totals do not include events reported or observed by law enforcement agencies, unless Trail staff was notified or involved.

Cannon Valley Trail 2020 Year in Review

Web Site Statistics Summary

The Trail website is helpful by providing information to current or potential trail users. The website provides information such as: trail conditions, history, directions, wheel passes, trail ordinances and programs.

Visitors

Visitors represent the number of actual people who visited the site.

Visits


Visits represent the number of times the website was visited, without regard to repeat visitors.

	2015	2016	2017	2018	2019	2020
Total Visitors:	Un-known	53,086	91,789	88,850	63,448	103,995
Total Visits:	Un-known	290,611	445,632	294,609	212,053	363,285

(Due to web hosting complications, 2015 statistics were not recorded.)

Newsletters—Emails

Newsletters are being emailed to as many readers as possible, this will help keep expenses down. Currently the CVT has an e-mail list of about 6,000 readers.



June

Wheel pass sales so far have exceed the 2019 season due to so many people getting out during covid-19.

Grant funding has been approved to purchase 2 trail counters and a 3-point hitch tractor mower.

Conservation Corp helped with vegetation removal and prescribed burning for the Native Prairie Restoration Project.

September

The JPB approved the Sign Manual which was developed by B. Blair and J. Cater for the Sign/Vault Toilet Project. Vault toilet designs were also approved by the JPB.

The Trail Manager reported the Mid-continental Gun Club would like to build a shelter/bench near the CVT on their property in memory of one of their member.



The JPB approved getting a feasibility study done to determine cost/extent of repairing the trail at Miles 14 & 16 due to ground slumping.

November

The Trail Manager reported that Goodhue County has surveyed, marked and platted the entire 20 miles of the trail. The JPB approved this platting to be recorded.

The Trail Manager reported Wheel Pass sales were up 54% this year due to Covid-19.

Joint Powers Board Summary

The Cannon Valley Trail is administered by a nine-person Joint Powers Board comprised of members from the cities of Red Wing and Cannon Falls, as well as Goodhue County. Members as of December 31, 2020 were:

Cannon Falls:

Mary Jill Bringgold - council member
Matt Montgomery - council member
Nate Watson - citizen member, vice-chairperson

Red Wing:

Kim Beise - council member
Dean Hove - council member
Charles O. Richardson - citizen

Goodhue County:


Linda Flanders - commissioner
Brad Anderson - commissioner, secretary/treasurer
Dan Bender - citizen member, chairman

Seven Joint Powers Board meetings were held in 2020.



User Comments Summary

The Cannon Valley Trail receives a considerable amount of constructive feedback from those who use and enjoy the Trail. Written comments are often received on the back of the self-pay envelopes left at the pay stations. Below are some of the many comments. It is also popular for users to post on Facebook, Google, Trip Advisor and other media sites.



General:

- ⇒ Thanks much! I ride the trail nearly everyday Spring thru Fall and appreciate the work your team does to keep the trail open and usable. Hubby is retired now and wants a pass too! J.Johnson 4-2-20
- ⇒ Wow! Fun, fun, fun. This is the nicest trail going! Thanks. Alan 04/04/20
- ⇒ I ride the trail often (2-4 times a week) I appreciate all your work. Robert 04/02/20
- ⇒ Great Trail! Connecting 2 great towns & Welch! Love the River too! Kristin 04/04/20
- ⇒ You do a great job keeping this trail up! Thank you. P.S. When will bridge reconstruction on Cannon Falls end be finished? Mairi 4/4/20
- ⇒ I enjoy the trail almost on a weekly basis. If there was one thing, I would comment on is the filler you use on the trail does not seem to work to well. Most of the holes filled are still bad. Keep up the good work. Dennis 4/14/20
- ⇒ We enjoy the trail and realize it takes lots of workers to keep it so nice. Norma 4/14/20
- ⇒ Dan did an awesome job grooming the trail this past winter. Great Guy! Clint & Catherine 04/16/20
- ⇒ One of my favorite places in SE Minnesota. Looking forward to another summer of happy trail rides. Dick 4/18/20
- ⇒ One of the prettiest and enjoyable bike trail in MN & WI. Celene 05/28/20
- ⇒ Love the new bridges! Thanks for keeping this trail so well maintained. Cindy 05/26/20
- ⇒ Visitor here in 2012 – came back for my 5 favorite trails in Minnesota Tour. Thanks for the resurfacing. Dave – 06/15/20
- ⇒ This is a beautiful trail and very nicely kept up. Thanks for the equipment & facilities also. Really enjoy this! Shari H 06/12/20
- ⇒ Thank you. Riding across country Oregon to Main – Great Trail. David R. 06/12/20
- ⇒ Thank you trail lady for trusting us! We biked to mile 13 and back, then paid. 07/30/20
- ⇒ Best Trail within a 100 mile radius! 08/06/20
- ⇒ Thanks for a great year. Susan M 9/28/20
- ⇒ Absolutely gorgeous and very well maintained. Bruce 10/9/20
- ⇒ A bit bumpy, but nice. Dan B 7/15/20
- ⇒ My first experience here. Great Trail! Amy 9/11/20
- ⇒ Love the live music! Mary 7/15/20

Fund Balance Summary

From January 1, 2020 to December 31, 2020 there was a fund balance increase of \$797,039.76. This increase was due to increased trail usage and receipt of grant funds.

Account Balance	31-Dec-19	31-Dec-20
Total Equity	\$112,562.80	\$920,516.51
<u>Commitments</u>		
Contingency fund	\$100,000.00	\$100,000.00
Asphalt escrow balance	\$174,762.23	\$184,762.23
Bridge escrow balance	\$39,121.31	\$41,621.31
Special Project Fund	\$50,000.00	\$50,000.00
Capital Improvement Fund	\$129,050.00	\$129,050.00
Trail Maintenance Fund	\$268,312.24	\$268,312.24
Total Commitments	\$762,831.83	\$773,745.78
Non-committed Funds	--\$650,269.03	\$146,770.73


Asphalt Escrow Fund Summary

Beginning balance	\$174,762.23
Contributions	10,000.00
2020 Expenses	<u>0.00</u>
Balance	\$184,762.23



Bridge Escrow Fund Summary

Beginning balance	39,121.31
Contributions	2,500.00
2020 Expenses	- <u>0.00</u>
Balance	\$41,621.31



Staff/Office Summary

15 part-time employees and numerous volunteers assisted Trail Manager, Scott Roepke. The employees were:

Administrative /Financial Assistant—*Karen L. Slininger*

Trail Laborers

- * *Darwin Bartlett*
- * *Luther Luhman*
- * *Jim Gruber*
- * *Paul Johnson*
- * *Ron Freeberg*
- * *Glen Lundell*



Trail Attendants

- * *Karen J. Slininger*
- * *Bill Betcher*
- * *Judy Betcher*
- * *Matt Chowen*
- * *Dan Forsythe*
- * *Lilly Garrett*



Voices of the Valley Coordinator—*Brenda Owens*


Volunteer Coordinator—*Gene Groebner*

Trail Facts:

- Hours worked by staff throughout the year totaled 5,429 - 1,550 hours less than budgeted.
- About 15 volunteers assisted with Voices of the Valley and maintenance projects.

Use Summary

Use of the Trail in 2020 was up 52.2% compared to use numbers in 2019. COVID 19 virus was the reason for this large percentage increase.




Estimated visitor use days:

The number of visitors on the trail is estimated using counter numbers, sales records, and assumptions based on survey results.

A visitor use day is one person on the trail for up to one day.

Guests from 64 Minnesota cities, 18 other states and 3 other countries signed the guest book in Welch.

Activity	2015	2016	2017	2018	2019	2020
Bicycling	83,670	82,466	81,220	78,006	76,023	146,247
Inline Skating	5,341	5,264	5,264	4,979	4,853	9,335
Pedestrian	8,901	8,773	8,640	8,299	8,088	15,558
Skiing	500	500	750	700	700	800
Total	98,412	97,003	95,794	91,984	89,664	171,940



Wheel Pass Program Summary

Wheel Pass sales are a major source of revenue for the Trail. Passes are required for those age 18 and older who are on bicycle, in line skates, or similar. 2020 rates were \$5.00/day or \$25.00/season (including sales tax). Discounted rates for the season pass are available to purchasers of 50 - 99 or 100+. In addition, discounted daily rates are available to organizers of group events. On an annual basis, about 65% of all trail users are required to have Wheel Passes. The other 45% are trail users who are under the age of 18 or the activity the trail user is enjoying does not require a pass.



Pass	Value	2019 Total Sold	2019 Total Value	2020 Total Sold	2020 Total Value
Daily	\$5	8,436	\$42,180	12,085	\$60,425
Daily - self purchase	\$5	5,017	\$25,085	10,573	\$52,865
Daily - Internet	\$5	1,835	\$9,175	8,898	\$44,990
Season	\$25	1,423	\$35,575	1,677	\$41,925
Season - Internet	\$25	571	\$14,275	1,418	\$35,450
Group	Varies	130	\$650	39	\$195
Total Value		\$126,940		\$235,155	
Expenses (Pre-Deposit Deductions)					
Friends Coupons Redeemed				-\$314	-\$1,614
Discounts/Pass Replacements				-\$4,420	-\$6,083
Donated Passes				-\$1,425	-\$1,950
Deposited				\$120,781	\$225,508
Sales Tax Liability				-\$8,296	-\$15,489
Net Wheel Pass Revenue				\$112,485	\$210,019



Capital Improvement Account Expenses

Project 1. Asphalt Fund - Every year the Trail puts money into a separate account specifically for maintaining the asphalt. This year, the Trail put \$10,000.00 into the asphalt account. The total number of dollars in this account now stands at \$184,762.23 as of December 31, 2020. Money in the asphalt account can only be spent on asphalt repair, general asphalt up-keep and for asphalt replacement.

Project 2. Bridge Fund - The bridge fund account is set up for bridge replacement and repairs in the future. The Joint Powers Board put \$2,500.00 into the bridge fund in 2020. The total number of dollars in this account stands at \$41,621.31 as of December 31, 2020.



Project 3. Bridge Replacement Project Phase 1— The final expenses of this project—Mile 3.8 near Anderson Rest; Mile 7.3; Mile 5.2 just west of SNA; and abutment repair at Mile 11.4 over Belle Creek at Marshal Rest— have been paid.

Project 5. Sign/Way Finding Upgrades / Vault Toilets— Approx \$4,000 was spent on sign and vault toilet design. A new kiosk with benches was built at Mile 6.1 for \$2,000. Grant money from GMRPTC helped fund purchasing way-finding signs and installing 2 vault toilets along the trail.

Project 6. Tractor Mower—\$10,000 was budgeted to purchase an articulating flail mower w/ 3 point hitch. The mower has been ordered, but not yet received.

Project 7. Trail Counters- 2 Trail Counters were ordered to be installed in the spring of 2021.



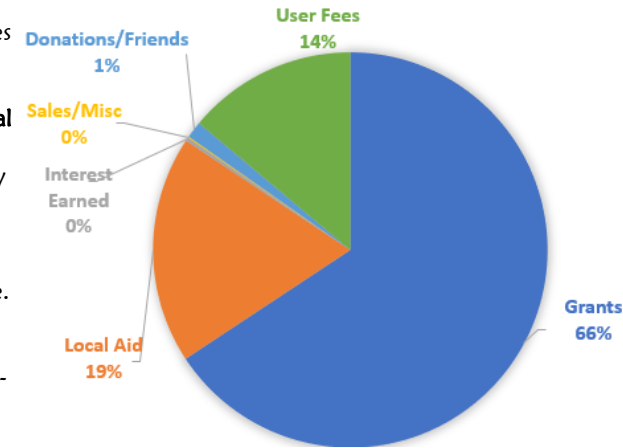
Project 8. Native Prairie Restoration - \$6,061.51 was used to hire Conservation Corps to remove woody vegetation and invasive species from the prairie areas. This is a multiple year project includes reseeding the area with native grasses and prairie plants.

Project 9. Bridge Replacement Project Phase 2— The next stage of Bridge Replacement will replace 3 bridges with concrete culverts and 1 bridge with a steel truss bridge. Location of these bridges are all east of Welch Station Access. Total project cost is \$670,800 with grant funding from GMRPTC of

Financial Reports

The Cannon Valley Trail has one main account that includes four sub-accounts: **Revenue, Maintenance and Operations, Friends of the Trail and Capital Improvement.** The financial accounts of the Cannon Valley Trail are administered by the City of Red Wing. The accounts are tracked concurrently at the Trail office. The financial summaries presented here are either condensed versions of the sub-accounts prepared by the City of Red Wing or reports prepared by Trail staff. Only the City of Red Wing reports are considered official.

CANNON VALLEY TRAIL 2020 REVENUE



Revenue Summary

Revenue	2020 Budget	2020 Actual
Other Federal Grants & Aids	\$ 1,256,510.00	\$ 1,006,124.89
Goodhue County Share	\$ 139,587.00	\$ 139,587.00
Red Wing Share	\$ 96,869.00	\$ 96,869.00
Cannon Falls Share	\$ 48,433.00	\$ 48,433.00
Wheel Pass Sales	\$ 110,000.00	\$ 210,019.23
Ski Pass	\$ 3,200.00	\$ 3,027.50
Book Sales	\$ 75.00	\$ 232.80
T-shirt Sales	\$ 2,000.00	\$ 655.00
Interest - deposits/investments	\$ 3,500.00	\$ 4,579.06
Donations - friends of the trail	\$ 6,000.00	\$ 9,367.00
Donations - special projects	\$ -	\$ -
Donations - CVT Wall	\$ -	\$ 4,625.00
Donations & contributions	\$ 2,000.00	\$ 6,800.00
Refunds/wheel pass refunds	\$ -	\$ 1,131.91
Other Misc	\$ -	\$ 596.76
Transfer from General Acct	\$ -	\$ 6,000.00
TOTAL REVENUE	\$ 1,668,174.00	\$ 1,538,048.15

